

PRODUCT : CAMERA MODULE
MODEL NO. : CM1081-A300SF-E
SUPPLIER : TRULY SEMICONDUCTORS LTD.
DATE : June 8, 2007



CERT. No. 946535
ISO9001
TL9000

SPECIFICATION

Revision: 0.4

CM1081-A300SF-E

preliminary

If there is no special request from customer, TRULY SEMICONDUCTORS Co., Ltd will not reserve the tooling of the product under the following conditions:

1. There is no response from customer in two years after TRULY SEMICONDUCTORS Co., Ltd submit the samples;

2. There is no order in two years after the latest mass production.

And correlated data (include quality record) will be reserved one year more after tooling was discarded.

TRULY SEMICONDUCTORS LTD:

CUSTOMER:

Quality Assurance Department: _____

Approved by:

Technical Department: _____

Approved by:

CONTENTS

- n KEY INFORMATION
- n PIN ASSIGNMENT
- n ELECTRICAL CHARACTERISTICS
- n MECHANICAL DRAWING
- n APPEARANCE SPECIFICATION
- n IMAGE SPECIFICATION
- n QA PLAN
- n RELIABILITY SPECIFICATION
- n PACKAGE SPECIFICATION
- n PRIOR CONSULT MATTER
- n FACTORY CONTACT INFORMATION

WRITTEN BY	CHECKED BY	APPROVED BY
HUANG WEI NA	LIU TIE NAN	HUANG YU XIN

Key Information

Module No.		CM1081-A300SF-E
Module Size		9.0mm x 9.0mm x 7.90mm
Image Quality		≥800 TV Line
Sensor Type		OV3630
Array Size	QXGA	2048 X 1536
	XGA	1024 X768
	HF	1024 X192
Power supply	core	1.8VDC +/-5%
	Analog	2.8 VDC+/-5%
	I/o	1.7V to 3.3V
Lens		1/3.2 inch 2Glass2Plastic+ IR
Focus(F.NO)		2.8
View Angle		65°
Image Area		4.54mm x 3.41mm
Object distance		95cm-infinity
sensitivity		TBD
Pixel size		2.2μm x 2.2μm
IR Cutter		650+/-10nm
Temperature Range	Operation	-20° C to 70° C
	Storage	-30° C to 80° C
Output Formats		10-bit digital raw RGB Date
Maximum Image Transfer Rate	QXGA	15 fps
	XGA	30 fps
	HF	90 fps
S/N Rate		TBD
Dynamic Range		TBD
IC Package		36-pin csp2
substrate		FPC
Assembly technique		Plastic Rivet+Glue
Power requirement	Active	TBD
	Standby	TBD
Fixed Pattern noise		TBD
Scan Mode		Progressive
Dark current		TBD
Package		Antistatic Plastic

Pin Assignment

No.	Name	Pin type	Description
1	NC		
2	AGND	Power	Analog Ground
3	SIO_D	I/O	SCCB serial interface data I/O
4	OVDD	Power	2.8 V supply for the internal regulator
5	SIO_C	Input	SCCB serial interface clock input
6	RESET	Input (0)	Chip reset , active high
7	VSYNC	Output	Vertical sync output
8	PWDN	Input(0)	Power Down Mode enable, active high
9	HREF	Output	Horizontal reference output
10	EVDD	Power	1.8V supply
11	DOVDD	Power	2.8 V supply for digital video port
12	Y9	Output	Output bit[9]
13	XCLK	Input	System clock output
14	Y8	Output	Output bit[8]
15	DGND	Power	Ground for digital video port
16	Y7	Output	Output bit[7]
17	PCLK	Output	Pixel clock output
18	Y6	Output	Output bit[6]
19	Y2	Output	Output bit[2]
20	Y5	Output	Output bit[5]
21	Y3	Output	Output bit[3]
22	Y4	Output	Output bit[4]
23	Y1	Output	Output bit[1]
24	Y0	Output	Output bit[0]

Electrical Characteristics

1. Absolute Maximum Ratings

Ambient Storage Temperature		-40°C to +95°C
Supply Voltages (with respect to Ground)	V _{DD-A}	4.5V
	V _{DD-C}	3V
	V _{DD-IO}	4.5V
All Input/Output Voltages (with respect to Ground)		-0.3V to V _{DD-IO} +0.5V
Lead-free Temperature, Surface-mount process		245°C
ESD Rating, Human Body model		2000V

2. DC Characteristics (-20°C < T_A < 70°C)

Symbol	Parameter	Min	Typ	Max	Unit
Supply					
V _{DD-A}	Supply voltage (OVDD)	2.66	2.8	2.94	V
V _{DD-C}	Supply voltage (EVDD)	1.71	1.8	1.89	V
V _{DD-IO}	Supply voltage (DOVDD) ^a	1.7	2.8	3.3	V
I _{DDA-A}	Active (Operating) Current (OVDD) ^b		TBD		mA
I _{DDA-C}	Active (Operating) Current (EVDD) ^b		TBD		mA
I _{DDA-IO}	Active (Operating) Current (DOVDD) ^b		TBD		mA
I _{DDS-SCCB}	Standby Current ^b		TBD		mA
I _{DDS-PWDN}			TBD	TBD	μA
Digital Inputs					
V _{IL}	Input voltage LOW			0.8	V
V _{IH}	Input voltage HIGH	2			V
C _{IN}	Input capacitor			10	pF
Digital Outputs (standard loading 25 pF, 1.2 KΩ to 2.8 V)					
V _{OH}	Output voltage HIGH	2.2			V
V _{OL}	Output voltage LOW			0.6	V
Serial Interface Inputs					
V _{IL}	SIO_C and SIO_D	-0.5	0	1	V
V _{IH}	SIO_C and SIO_D	2.5	2.8	V _{DD-IO} + 0.5	V

a. 1.8V I/O is supported. Contact your OmniVision FAE for further details.

b. V_{DD-A} = 2.8V, V_{DD-C} = 1.8V, and V_{DD-IO} = 2.8V

I_{DDS-SCCB} refers to a SCCB-initiated Standby, while I_{DDS-PWDN} refers to a PWDN pin-initiated Standby

3. AC Characteristics ($T_A=25^{\circ}\text{C}$, $V_{DD-A}=2.8^{\circ}\text{C}$)

Symbol	Parameter	Min	Typ	Max	Unit
ADC Parameters					
B	Analog bandwidth		28		MHz
DLE	DC differential linearity error		0.5		LSB
ILE	DC integral linearity error		1		LSB
	Settling time for hardware reset			<1	ms
	Settling time for software reset			<1	ms
	Settling time for XGA/QXGA mode change			<1	ms
	Settling time for register setting			<300	ms

4. Timing Characteristics

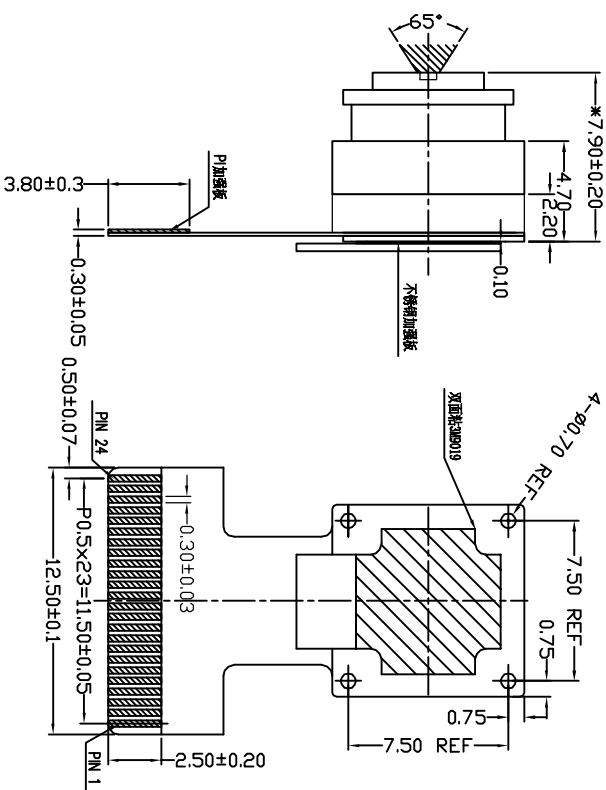
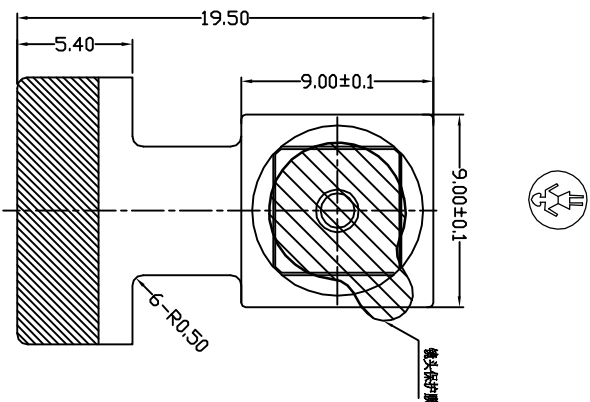
Symbol	Parameter	Min	Typ	Max	Unit
Oscillator and Clock Input					
f_{osc}	Frequency (XVCLK)	6	24		MHz
t_r , t_f	Clock input rise/fall time			5	ns
	Clock input duty cycle	45	50	55	%

Note: For more information of sensor please refer to the OV3630 specification.

ROHS

Customer No.:

CM1081-A300SF-E Camera Module



主要参数 (Module Specification)	
焦距 (EFL)	4.83mm
光圈 (F.NO)	2.8
视场角 (View Angle)	65°
畸变 (Distortion)	<1 %
解象力 (Image Quality)	≥800 TV Line
景深 (Focusing Range)	95 cm~Infinity
感光芯片 (Chip Type)	OV3630
像素 (Array Size)	3.0M
镜头类型 (Lens Size)	1/3.2 INCH 202P+IR

DVDD(1.8v+/-5%)
AVDD(2.8v+/-5%)
DDVDD(1.7~3.3v)

PIN NO	NAME
1	NC
2	AGND
3	SIDD
4	DVDD
5	SIIC
6	RESET
7	VSYNC
8	PWDN
9	HREF
10	EYDD
11	DDVDD
12	Y9
13	XCLK
14	Y8
15	DGND
16	Y7
17	PCLK
18	Y6
19	Y2
20	Y5
21	Y3
22	Y4
23	Y1
24	Y0

CUSTOMER APPROVE	
Mechanical	Electrical

AMEND	
NO.	NAME
ND.	CONTENT

光电感应模组	
TOLERANCE	DECIMAL
x ± .30	
xx ± .20	
± 1/4	
修正镜头参数	20070421
CONTENT	DATE
ND.	

TRULY SEMICONDUCTORS LTD.	
PRODUCT NO.	CM1081-A300SF-E
DRAW. NO.	B
REV	
D/WN	李丹娜20070421
DSN	李丹娜20070421
CHKD	VINO WANG20070421 APPD 黄育新20070421
UNIT	mm
SHEET	1/1

Appearance Specification

NO.	Item	Standard	Importance Class
1	Top side of Lens	No obvious impurity and oil impurity on the front of lens within the half area; The defect(unfeeling) limitation: width \leq 1mm, length \leq 2mm, the defect number \leq 2; No feeling defect; The width of defects and gaps on the outside of Lens \leq 0.3mm. Others are unlimited.	A
2	Screw glue	Glue homogeneous distributing around lens circle side .Not allows to excess glue over the height of Lens and Holder outside.	A
3	L1 Glass	No defect and dust check from 45° angle under the reflexing light and from 0° under the highlight	A
4	Holder	No obvious impurity and distortion of outline. The width and length of defect is unlimited, the depth \leq 0.1mm and \leq 1/4 of the thickness of Holder.	B
5	Sealed glue	Glue distributing between holder and FPC must be homogeneous and smooth. Not allows to excess glue over the width of holder.	A
6	FPC/PCB	Edge defect limitation: width \leq 1/2H(H is minimum.)、 length \leq 1mm、 defect numbers per edge \leq 2(No tearing gap inby edge for FPC); Edge outshoot limitation (width \leq 0.3mm,length \leq 1mm); No obvious impurity on the surface, label and mark shall be recognizable and Clear	A
7	Connector	No dust, fingerprint, and not allows to turning colors, distortion; Solder must be well; No open circuit or short circuit	A
8	Gold finger	No dust, fingerprint, and not allows to turning colors, burned, unsmoothed and peeled; No open circuit or short circuit; The defect width shall be smaller than 20% of gold finger's width. No copper/nickel exposed in defect. Numbers of defected pin shall be less than 3. The defect limitation:width \leq 0.08mm,length \leq 5mm.	A
9	Stiffener	Holder anchor pole length overtopping the steel plate shall be less than 0.2mm. No dust, rust and deep scratch on the steel surface without Double coated tapes.	B

10	Double coated tapes	Adhered direction shall be right. Not allows to excess steel plate edge. No alveoli and stick. Not allows to peel glue and rip protective paper when tear the protective paper.	B
11	Protective film	No dust in the glue side. Not allows to float or drop. Adhered direction shall be right.	B

Remark:

1. The definition of the appearance importance class

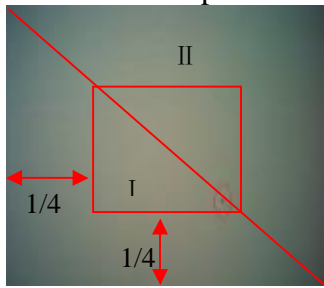
A: The defect can be found in the finished product, or have obvious visual differences from good products, such as crack, defect and dust, or influence image quality, or are appointed by the customer. We will emphasize these items and check all products.

B: The defect can be found in the finished product and has visual difference from the good one, but will not affect customer's aesthetic judgement. Or the defect can not be found in the finished product and will not generate functional problem, but will slightly influence sequential manufacture process or condition. We will supervise these items in the manufacturing process and check products selectively.

2. Sampling standard

Referenced standard: GB/T 2828.1-2003/ISO 2859-1:1999 and ANSI/ASQC.4-1993 II

Image Specification

NO.	Item	Standard	Important Class
1	TV Line	Center \geq 900 8 point of 0.7 viewing field \geq 700	A
2	Shading	The lightness of 90% viewing area \geq 40% of center lightness(Lens correction Shading [Turn off]); The lightness of 90% viewing area \geq 60% of center lightness(Lens correction Shading [Turn on])	A
3	Dust	No dust in the center viewing area; Border area according to the limit samples	A
4	Dead pixel	No in the viewing area.	A
5	Wound pixel 	I area: Blemish number \leq 1 II area: Blemish number \leq 4	B
6	Color	Color distortion ratio of center \pm 15%	B
7	Gray Scale	Margin of two near scales' brightness \geq 6	B
8	Distortion	$<$ 1%	B
9	Flare	No flare in 45° viewing angle; No ghost in full viewing angle	B

QA Plan

NO.	Item	Sampling frequency	Measure	Remark
Image and reliability item				
1	TV Line	AQL 0.65 II Class	Same as production	100% Inspection
2	Shading	AQL 0.65 II Class	Same as production	100% Inspection
3	Dust	AQL 0.65 II Class	Same as production	100% Inspection
4	Dead pixel	AQL 0.65 II Class	Same as production	100% Inspection
5	Wound pixel	AQL 1.5 II Class	Same as production	100% Inspection
6	Color	AQL 1.5 II Class	Same as production	100% Inspection
7	Gray Scale	AQL 1.5 II Class	Same as production	100% Inspection
8	Distortion	N=5,c=0 per batch	Same as production	Sampling by QA
9	Flare	N=5,c=0 per batch	Same as production	Sampling by QA
Appearance Check Items				
1	Top side of Lens	AQL 1.0 II Class	Same as production	100% Inspection
2	Screw glue	AQL 1.0 II Class	Same as production	100% Inspection
3	L1 Glass	AQL 1.0 II Class	Same as production	100% Inspection
4	Holder	AQL 1.5 II Class	Same as production	100% Inspection
5	Sealed glue	AQL 1.0 II Class	Same as production	100% Inspection
6	FPC/PCB	AQL 1.0 II Class	Same as production	100% Inspection
7	Connector	AQL 1.0 II Class	Same as production	100% Inspection
8	Gold finger	AQL 1.0 II Class	Same as production	100% Inspection
9	Stiffener	AQL 1.5 II Class	Same as production	100% Inspection
10	Double coated tapes	AQL 1.5 II Class	Same as production	100% Inspection
11	Protective film	AQL 1.5 II Class	Same as production	100% Inspection

Sample:

Referenced standard: GB/T 2828.1-2003/ISO 2859-1:1999 and ANSI/ASQC.4-1993 II

Reliability Specification

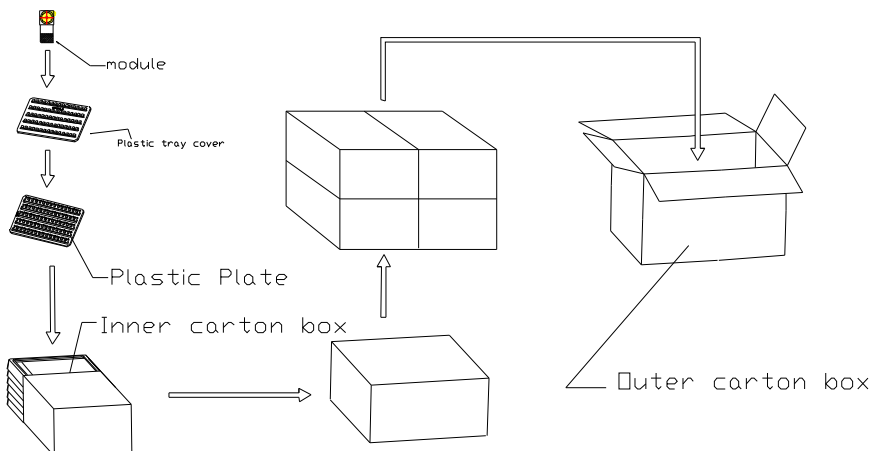
No.	Test item	Test condition
1	Temperature strike cycle [Power off]	Low temperature:-30°C±2°C for 30 min High temperature:+80°C±2°C for 30 min Cycle:10 times
2	High temperature and high humidity operating	Temperature:40°C Humidity:90%RH Time:48 hours
3	High temperature and high humidity storage	Temperature:60°C Humidity:90%RH Time:120 hours
4	Low temperature operating	Temperature:-20°C±2°C Time:120 hours
5	High temperature operating	Temperature:70°C±2°C Time:120 hours
6	Low temperature storage	Temperature:-30°C±2°C Time:120 hours
7	High temperature storage	Temperature:80°C±2°C Time:120 hours
8	ESD test [Power off]	C:150pF R:330Ω Voltage:2KV Air discharge: Cycle:10 times
9	Vibration Test [Packaged]	Frequency:10Hz~55Hz~10Hz Amplitude:1.5 mm Times: each X,Y,Z directions for 60mins
10	Dropping test [Packaged]	Product dropping from 150cm height to smooth marble Drop style:1 coner,3 arris,6 faces Test times:10

Package Specification

Packaging Design One

Product No.	CM1081-A300SF-E	Release date									
Product name	Compact Camera Module	Releaser									
Supplier	TRULY SEMI CONDUCTORS LTD	Recycle	<input type="checkbox"/> YES <input checked="" type="checkbox"/> NO								
Quantity/ each box	TBD	Material for box	<input checked="" type="checkbox"/> paper <input type="checkbox"/> plastic								
Outer carton box size	405mm*290mm*290mm	Box type	<input checked="" type="checkbox"/> new <input type="checkbox"/> update								
Quantity / inner box * Quantity / outer box	TBD	Weight	<table border="1"> <tr> <td></td> <td>g / pcs</td> <td>BOX=TYPE Record of SRF Dept.</td> <td>TBD</td> </tr> <tr> <td></td> <td>Kg / outer box</td> <td></td> <td>Kg(Max)</td> </tr> </table>		g / pcs	BOX=TYPE Record of SRF Dept.	TBD		Kg / outer box		Kg(Max)
	g / pcs	BOX=TYPE Record of SRF Dept.	TBD								
	Kg / outer box		Kg(Max)								

Packing Standards:



There are TBD modules each plastic plate.

There are TBD modules each inner carton box..

There are 4 each outer carton box.

Requirements of outer carton box :

1. Weight(Max): TBD Kg
2. Height (Max): 0.29 M
3. Prohibition: Box made by log

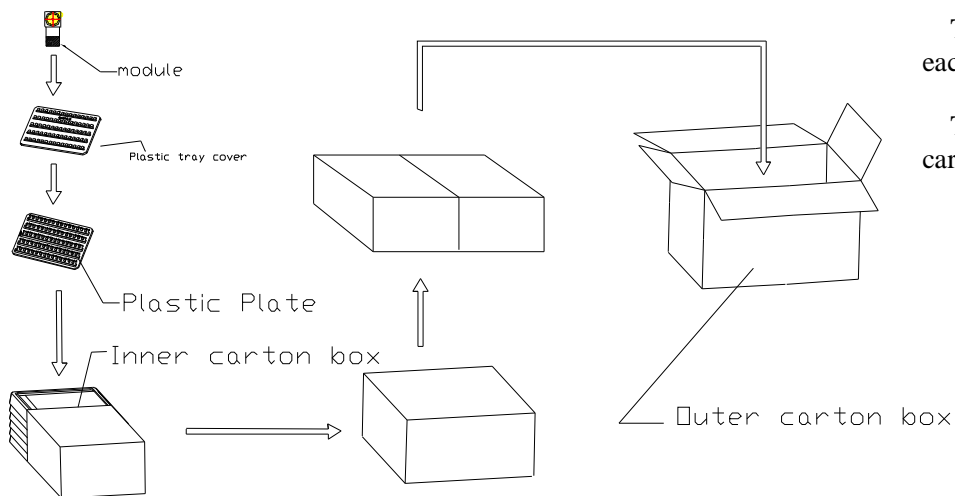
Material for Plastic tray

It is made of antistatic polystyrene which has no chemical pollution. Surface resistivity : 10^6 ohm/sq

Packaging Design Two

Product No.	CM1081-A300SF-E	Release date							
Product name	Compact Camera Module	Releaser							
Supplier	TRULY SEMI CONDUCTORS LTD	Recycle	<input type="checkbox"/> YES <input checked="" type="checkbox"/> NO						
Quantity/ each box	TBD	Material for box	<input checked="" type="checkbox"/> paper <input type="checkbox"/> plastic						
Outer carton box size	405 mm *280 mm *170 mm	Box type	<input checked="" type="checkbox"/> new <input type="checkbox"/> update						
Quantity / inner box * Quantity / outer box	TBD	Weight	<table border="1"> <tr> <td>g / pcs</td> <td>BOX=TYPE Record of SRF Dept.</td> <td>TBD</td> </tr> <tr> <td>Kg / outer box</td> <td></td> <td>Kg(Max)</td> </tr> </table>	g / pcs	BOX=TYPE Record of SRF Dept.	TBD	Kg / outer box		Kg(Max)
g / pcs	BOX=TYPE Record of SRF Dept.	TBD							
Kg / outer box		Kg(Max)							

Packing Standards:



There are TBD modules each plastic plate.

There are TBD modules each inner carton box..

There are 2 each outer carton box.

Requirements of outer carton box :

4. Weight(Max): TBD Kg
5. Height (Max): 0.17 M
6. Prohibition: Box made by log

Material for Plastic tray

It is made of antistatic polystyrene which has no chemical pollution. Surface resistivity : 10^6 ohm/sq

PRIOR CONSULT MATTER

- 1.①For Truly standard products, we keep the right to change material, process for improving the product property without notice on our customer.
②For OEM products, if any change needed which may affect the product property, we will consult with our customer in advance.
2. If you have special requirement about reliability condition, please let us know before you start the test on our samples.

FACTORY CONTACT INFORMATION

FACTORY NAME: TRULY SEMICONDUCTORS LTD.

FACTORY ADDRESS: Truly Industrial Area, ShanWei City, GuangDong, China

FACTORY PHONE: 86-0660-3380061 **FAX:** 86-0660-3371772